



THE POWER OF PRECISION

Date _____

PO# _____

Patient Name _____

Chair Make _____

Chair Width _____

Phone # _____

Ordered By _____

PRECISION-FIT™ BACK ORDER FORM

Base Foam

- Soft (STD) Firm

Liner Foam

- 1/4" Soft
- 1/4" Medium
- 1/2" Super Soft
- 1/2" Soft
- 1/2" Medium
- 1" Super Soft
- 1" Soft

T-Nut for Headrest

- Yes Type _____
- No
- Universal Headrest Mount

Mount

- On Rails
- Between Rails
- Back Shell

Hardware

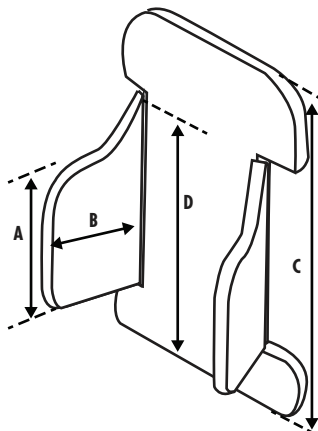
- PRM J&L 1" 7/8"
- Other Type _____

Outer Cover Options

- Waterproof Lycra (Std.)
- Lycra
- Polartec
- Dartex
- Spacer Mesh
- Addl. Outer Zipper Cover

Fill out one of the drawings below. NOTE: All measurements should be usable lateral depth.

Single Lateral



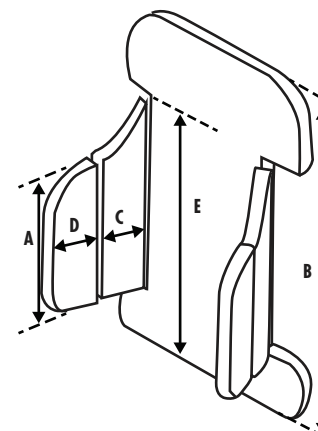
- *A Left _____ C _____
- *A Right _____ D Left _____
- B Left _____ D Right _____
- B Right _____

Fixed laterals standard

Options

- Swing Away Hinged Laterals
- Left Right Both
- Front (Std) Front (Std) Front (Std)
- Rear Rear Rear
- Separately Covered Laterals

*Laterals over 6" incur addl. hinge charge



- *A Left _____ D Left _____
- *A Right _____ D Right _____
- B _____ E Left _____
- C Left _____ E Right _____
- C Right _____

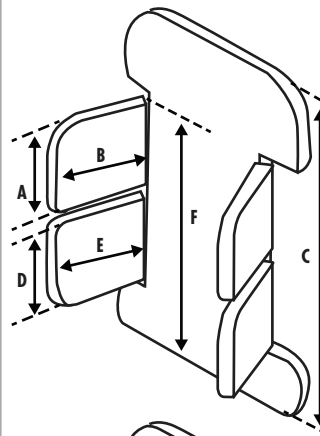
Fixed laterals standard

Options

- Swing Away Hinged Laterals
- Left Right Both
- Front (Std) Front (Std) Front (Std)
- Rear Rear Rear
- Separately Covered Laterals

*Laterals over 6" incur addl. hinge charge
*C measurement must be at least 5" for swing away option

Multiple Lateral (Includes separately covered laterals)

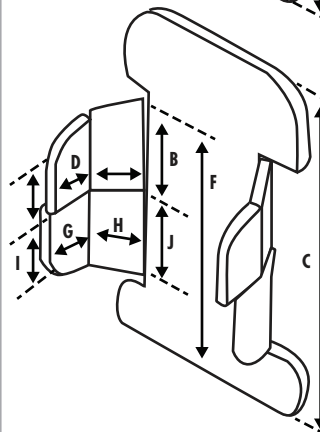


- A Left _____ D Left _____
- A Right _____ D Right _____
- B Left _____ E Left _____
- B Right _____ E Right _____
- C _____ F Left _____
- F Right _____

Fixed laterals standard

Options

- Swing Away Hinged Laterals
- Left Right Both
- Front (Std) Front (Std) Front (Std)
- Rear Rear Rear
- Slip Cover (Laterals not covered separately)



- A Left _____ F Left _____
- A Right _____ F Right _____
- B Left _____ G Left _____
- B Right _____ G Right _____
- C _____ H Left _____
- D Left _____ H Right _____
- D Right _____ I Left _____
- E Left _____ I Right _____
- E Right _____ J Left _____
- J Right _____

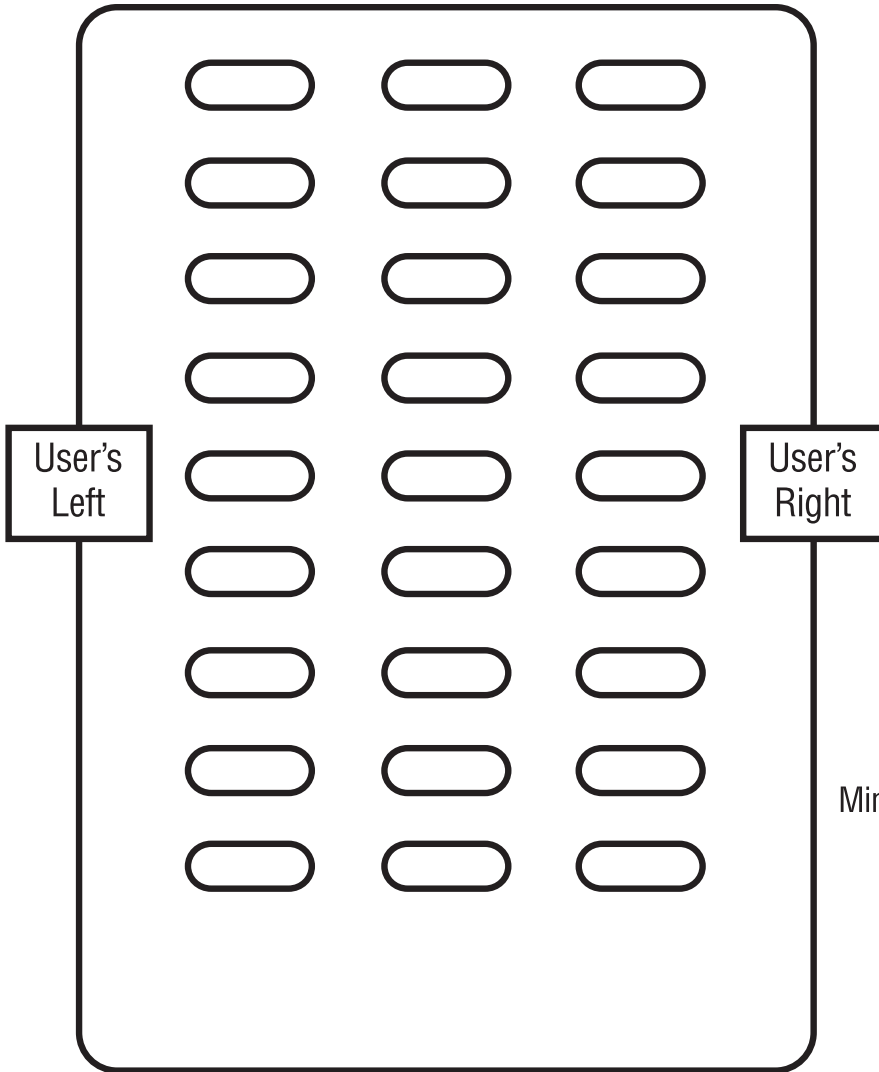
Fixed laterals standard

Options

- Swing Away Hinged Laterals
- Left Right Both
- Top Top Top
- Front (Std) Front (Std) Front (Std)
- Rear Rear Rear
- Bottom Bottom Bottom
- Front (Std) Front (Std) Front (Std)
- Rear Rear Rear
- Slip Cover (Laterals not covered separately)

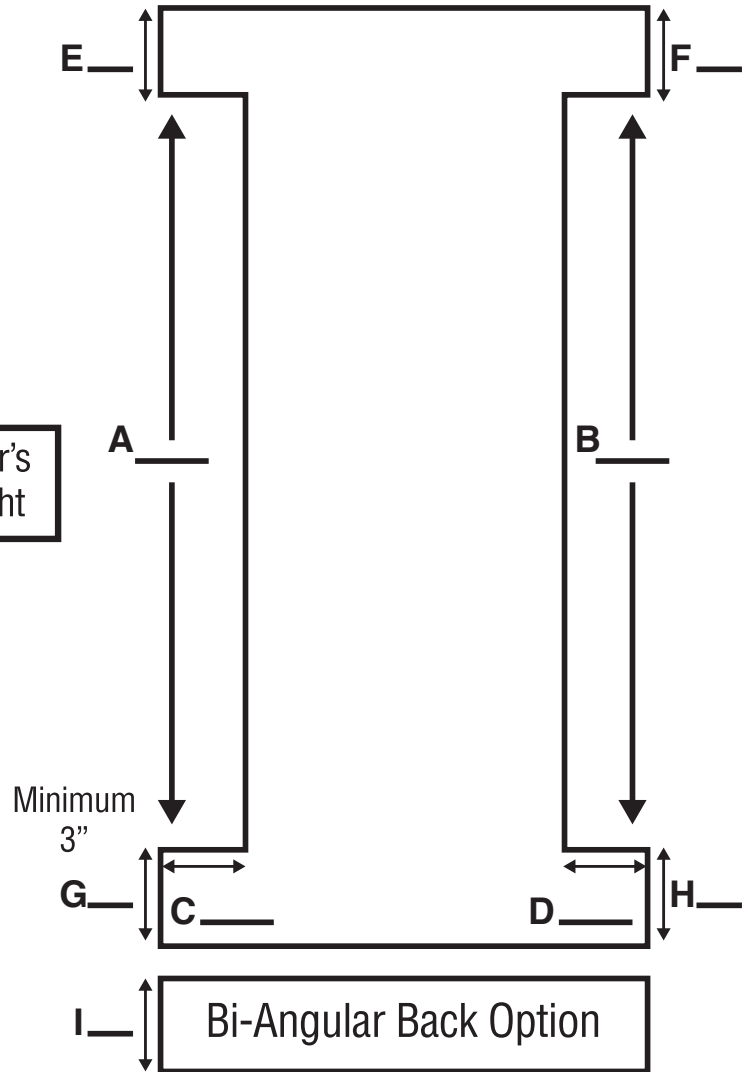
Custom Back Shape

Write number in hole:



Custom I-Back

- * STD I-Back on rails = Inset 3" on each side
- * STD I-Back between rails = Inset 2" on each side



Custom Lateral Shape Draw profile and provide dimensions: